

Cisco MC3810 Multiservice Access Concentrator Regulatory Compliance and Safety Information

This publication provides domestic and international regulatory compliance and safety information for the Cisco MC3810. Use this publication with the *Cisco MC3810 Multiservice Access Concentrator Hardware Installation Guide* that accompanied your multiservice access concentrator.

This document contains the following sections:

- Installation Precautions, page 1
- Agency Compliance, page 2
- Approval Information, page 4
- Operating Conditions for Console and Auxiliary Ports, page 9
- Safety Information, page 9
- Obtaining Documentation, page 24
- Obtaining Technical Assistance, page 25

Installation Precautions

This equipment is not designed for making emergency telephony calls when the power fails. Alternative arrangements should be made for access to emergency services. Access to emergency services can be affected by any call-barring function of this equipment.



Agency Compliance

The following agency compliance apply to the Cisco MC3810:

Table 1 Agency Compliance

Type	Compliance
Safety	UL 1950 3rd Edition; CAN/CSA C22.2 No. 950-95 3rd Edition; IEC 950 2nd Edition with Amendments 1, 2, 3, and 4; EN60950: 1992 with Amendments 1, 2, 3, and 4; AS/NZS 3260: 1993 with Amendments 1, 2, 3, and 4; TS001: 1996 with Amendment 1
EMI/EMC	<p>Emissions:</p> <p>47CFR15 Class B (FCC); CISPR22 Class B; EN55022 Class B; AS/NZS 3548 Class B (ACA); ICES003 Class B (Industry Canada); V-3 Class B (VCCI); CNS13438 Class B (BCIQ)</p> <p>Immunity:</p> <p>EN50024, EN50082-1, & EN61000-6-1 (including EN 61000 4-2 Electrostatic Discharge; EN 61000 4-3 Radiated Susceptibility; EN61000 4-4 Electrical Fast Transients; EN 61000 4-5 Power & Signal Line Surges; EN 61000 4-6 Injected RF Swept Immunity; EN61000-4-11 Voltage Dips + Sags), EN300386</p>
Post Telephone & Telegraph (PTT)	This equipment complies with all the regulatory requirements for connection to the communications networks of each country in which it is sold.

USA

FCC Part 15 Notice

The Cisco MC3810 multiservice access concentrator complies with Part 15 of the FCC Rules. Operation is subject to the following two conditions:

- Step 1** This device may not cause harmful interference.
- Step 2** This device must accept any interference received, including interference that may cause undesired operation.

Compliance with FCC Part 68 Requirements

This equipment complies with Part 68 of the FCC rules. On the bottom of the chassis is a label that contains, among other information, the FCC registration number and ringer equivalence number (REN) for this equipment. If requested, this information must be provided to the telephone company.

If this equipment causes harm to the telephone network, the telephone company will notify you in advance that temporary discontinuance of service may be required. If advance notice is not practical, the telephone company will notify the customer as soon as possible. Also, you will be advised of your right to file a complaint with the FCC if you believe it is necessary.

The telephone company may make changes in its facilities, equipment, operation, or procedures that could affect the operation of this equipment. If this happens, the telephone company will provide advance notice in order for you to make the necessary modifications to maintain uninterrupted service.

Normally, this equipment will be used in conjunction with FCC registered equipment that limits the Encoded Analog Content that provides the required Billing Protection. If the connected equipment is not of this type, an affidavit must be supplied to the telephone company where the network connection is to be made. The affidavit is to be notarized, and is to be filed at least ten days before the initial connection.

The facility interface and service order codes are shown in .

Table 2 Cisco MC3810 Facility Interface and Service Order Codes

Port Type	FIC	SOC	REN	Network Jack
FXO	02LS2	–	0.6B, 0.3	RJ-11C
FXO	02GS2	–	0.9B, 0.0	RJ-11C
Analog	TL11E	9.0Y	–	RJ-1CX
Analog	TL12E	9.0Y	–	RJ-1CX
Analog	TL31E	9.0Y	–	RJ-1CX
Analog	TL32E	9.0Y	–	RJ-1CX
Digital	04DU9-ISN	6.0Y	–	RJ-48C

If you experience trouble with this equipment, please contact Cisco Systems Service number 408 294-7600 for repair and warranty information. If the trouble is causing harm to the telephone network, the telephone company may request you to remove the equipment from the network until the problem is resolved. All repairs should be handled by authorized Cisco Systems Service Personnel.

This equipment cannot be used on telephone company provided coin service. Connection to party line service is subject to state tariffs.

Canada

Equipment Attachment Limitations

The Industry Canada label identifies certified equipment. This certification means that the equipment meets certain telecommunications network protective, operational, and safety requirements as prescribed in the appropriate Terminal Equipment Technical Requirement Documents. The Department does not guarantee the equipment will operate to the user's satisfaction.

Before installing this equipment, users should ensure that it is permissible to be connected to the facilities of the local telecommunications company. The equipment must also be installed using an acceptable method of connection. The customer should be aware that compliance with the above conditions may not prevent degradation of service in some situations.

Repairs to certified equipment should be coordinated by a representative designated by the supplier. Any repairs or alterations made by the user to this equipment, or equipment malfunctions, may give the telecommunications company cause to request the user to disconnect the equipment.

Users should ensure for their own protection that the electrical ground connections of the power utility, telephone lines, and internal metallic water pipe system, if present, are connected together. This precaution may be particularly important in rural areas.



Caution

Users should not attempt to make such connections themselves, but should contact the appropriate electrical inspection authority, or electrician, as appropriate.



Note

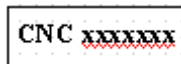
NOTICE: The Load Number (LN) assigned to each terminal device denotes the percentage of the total load to be connected to a telephone loop which is used by the device, to prevent overloading. The termination on a loop may consist of any combination of devices subject only to the requirement that the sum of the Load Numbers of all the devices does not exceed 100.

European Directives Compliance

This equipment complies with the following European Directives: 89/336/EEC (electromagnetic compatibility), 73/23/EEC (low voltage), and 92/59/EEC (general product safety). The CE0168X signifies that this product meets the telecommunications directive 91/263/EEC.

Approval Information

Argentina



Australia

Australian Communications Authority



In accordance with Clause 5.2.3.2 of TS016 (1997), use shielded cables when grounding is required, and unshielded cables when grounding is not required.

Belorussia



Brazil


Brazilian Communications Authority




Table 3 Brazil Agency Approvals for Routers

Router Module	Approval Number
Cisco MC3810	DNFI 121899-AQU1086

Bulgaria



Czech Republic



Hong Kong

Office of the Telecommunications Authority 電訊管理局	
Certificate No.: 證明書號碼:	Certified to meet HKTA for connection to the Public Telecommunication Networks of Hong Kong 證明符合接駁香港公共電訊網絡所須達至的 HKTA 規格
Recognised Testing Agency: 認可測試代理商	

Japan

この装置は、情報処理装置等電波障害自主規制協議会（VCCI）の基準に基づくクラスB情報技術装置です。この装置は、家庭環境で使用することを目的としていますが、この装置がラジオやテレビジョン受信機に近接して使用されると、受信障害を引き起こすことがあります。
取扱説明書に従って正しい取り扱いをして下さい。

16285

NIHON CISCO SYSTEMS INC	日本シスコシステムズ株式会社	
	Cisco MC3810 Approval Number 認定番号	
NIHON CISCO SYSTEMS INC	日本シスコシステムズ株式会社	 
	Cisco MC3810 Approval Number 認証番号	
NIHON CISCO SYSTEMS INC	日本シスコシステムズ株式会社	 
	Cisco MC3810 Approval Number 認定番号	

NIHON CISCO SYSTEMS INC	日本シスコシステムズ株式会社	
	Cisco MC3810 Approval Number 認定番号	

Lithuania



New Zealand



Note


This Telepermit is issued to Cisco Systems NZ Ltd., subject to the conditions of Specification PTC 100 and any further conditions stated in the appropriate dated CPAS letters.



Note

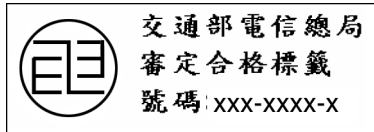
The network modules/WAN interface cards may be connected to Telecom Network.

Table 4 New Zealand Agency Approvals for Cisco Network Modules and WAN Interface Cards

	 TELEPERMIT
Network Module/WAN Interface Card	Cisco MC3810 License Number
MC3810 FXO	PTC 217-99-027
MC3810 FXS	PTC 217-99-028

Taiwan

警告使用者：
這是甲類的資訊產品，在居住的環境中使用時，可能會造成射頻干擾，在這種情況下，使用者會被要求採取某些適當的對策。



Operating Conditions for Console and Auxiliary Ports

In addition to the warnings and safety guidelines listed in the next section “Safety Information,” the following warnings apply to the Cisco MC3810 used in public networks:

- Interconnection directly, or by way of other apparatus, of ports marked
 - “Safety Warning — See instructions for use” with ports marked or not so marked may produce hazardous conditions on the network, and that advice should be obtained from a competent engineer before such a connection is made.
- The ports marked “CONSOLE” and “AUX” have a safety warning applied to them as follows:

“These ports do not provide isolation sufficient to satisfy the requirement of EN60950:1992; apparatus connected to these ports should either have been approved to EN60950:1992 or have previously been evaluated against British Telecommunications plc (Post Office) Technical Guides 2 or 26 and given permission to attach; any other usage will invalidate any approval given to this apparatus.”

Other usage will invalidate any approval given to this apparatus if as a result it ceases to comply with EN60950:1992.

- The Cisco MC3810 chassis must be connected to a main socket outlet with a protective earth contact.

Safety Information

This section includes translations in multiple languages of the warnings that appear in the hardware installation guide that shipped with the Cisco MC3810. Before working on equipment, be aware of the hazards involved with electrical circuitry, and follow standard safety practices to prevent accidents. If you have questions or need assistance, see the “Obtaining Technical Assistance” section on page 25.



Warning

This warning symbol means *danger*. You are in a situation that could cause bodily injury. Before you work on any equipment, be aware of the hazards involved with electrical circuitry and be familiar with standard practices for preventing accidents.

Waarschuwing

Dit waarschuwingssymbool betekent gevaar. U verkeert in een situatie die lichamelijk letsel kan veroorzaken. Voordat u aan enige apparatuur gaat werken, dient u zich bewust te zijn van de bij elektrische schakelingen betrokken risico's en dient u op de hoogte te zijn van standaard maatregelen om ongelukken te voorkomen. Voor vertalingen van de waarschuwingen die in deze publicatie verschijnen, kunt u het document *Regulatory Compliance and Safety Information* (Informatie over naleving van veiligheids- en andere voorschriften) raadplegen dat bij dit toestel is ingesloten.

Varoitus

Tämä varoitusmerkki merkitsee vaaraa. Olet tilanteessa, joka voi johtaa ruumiinvammaan. Ennen kuin työskentelet minkään laitteiston parissa, ota selvää sähkökytkentöihin liittyvistä vaaroista ja tavanomaisista onnettomuuksien ehkäisykeinoista. Tässä julkaisussa esiintyvien varoitusten käännökset löydät laitteen mukana olevasta *Regulatory Compliance and Safety Information* -kirjasesta (määräysten noudattaminen ja tietoa turvallisuudesta).

Attention

Ce symbole d'avertissement indique un danger. Vous vous trouvez dans une situation pouvant causer des blessures ou des dommages corporels. Avant de travailler sur un équipement, soyez conscient des dangers posés par les circuits électriques et familiarisez-vous avec les procédures couramment utilisées pour éviter les accidents. Pour prendre connaissance des traductions d'avertissements figurant dans cette publication, consultez le document *Regulatory Compliance and Safety Information* (Conformité aux règlements et consignes de sécurité) qui accompagne cet appareil.

Warnung

Dieses Warnsymbol bedeutet Gefahr. Sie befinden sich in einer Situation, die zu einer Körperverletzung führen könnte. Bevor Sie mit der Arbeit an irgendeinem Gerät beginnen, seien Sie sich der mit elektrischen Stromkreisen verbundenen Gefahren und der Standardpraktiken zur Vermeidung von Unfällen bewußt. Übersetzungen der in dieser Veröffentlichung enthaltenen Warnhinweise finden Sie im Dokument *Regulatory Compliance and Safety Information* (Informationen zu behördlichen Vorschriften und Sicherheit), das zusammen mit diesem Gerät geliefert wurde.

Avvertenza

Questo simbolo di avvertenza indica un pericolo. La situazione potrebbe causare infortuni alle persone. Prima di lavorare su qualsiasi apparecchiatura, occorre conoscere i pericoli relativi ai circuiti elettrici ed essere al corrente delle pratiche standard per la prevenzione di incidenti. La traduzione delle avvertenze riportate in questa pubblicazione si trova nel documento *Regulatory Compliance and Safety Information* (Conformità alle norme e informazioni sulla sicurezza) che accompagna questo dispositivo.

Advarsel

Dette varselsymbolet betyr fare. Du befinner deg i en situasjon som kan føre til personskade. Før du utfører arbeid på utstyr, må du være oppmerksom på de faremomentene som elektriske kretser innebærer, samt gjøre deg kjent med vanlig praksis når det gjelder å unngå ulykker. Hvis du vil se oversettelser av de advarslene som finnes i denne publikasjonen, kan du se i dokumentet *Regulatory Compliance and Safety Information* (Overholdelse av forskrifter og sikkerhetsinformasjon) som ble levert med denne enheten.

- Aviso** Este símbolo de aviso indica perigo. Encontra-se numa situação que lhe poderá causar danos físicos. Antes de começar a trabalhar com qualquer equipamento, familiarize-se com os perigos relacionados com circuitos eléctricos, e com quaisquer práticas comuns que possam prevenir possíveis acidentes. Para ver as traduções dos avisos que constam desta publicação, consulte o documento *Regulatory Compliance and Safety Information* (Informação de Segurança e Disposições Reguladoras) que acompanha este dispositivo.
- ¡Advertencia!** Este símbolo de aviso significa peligro. Existe riesgo para su integridad física. Antes de manipular cualquier equipo, considerar los riesgos que entraña la corriente eléctrica y familiarizarse con los procedimientos estándar de prevención de accidentes. Para ver una traducción de las advertencias que aparecen en esta publicación, consultar el documento titulado *Regulatory Compliance and Safety Information* (Información sobre seguridad y conformidad con las disposiciones reglamentarias) que se acompaña con este dispositivo.
- Varning!** Denna varningssymbol signalerar fara. Du befinner dig i en situation som kan leda till personskada. Innan du utför arbete på någon utrustning måste du vara medveten om farorna med elkretsar och känna till vanligt förfarande för att förebygga skador. Se förklaringar av de varningar som förkommer i denna publikation i dokumentet *Regulatory Compliance and Safety Information* (Efterrättelse av föreskrifter och säkerhetsinformation), vilket medföljer denna anordning.

General Warnings

Restricted Access Warning



Warning

This unit is intended for installation in restricted access areas. A restricted access area is where access can only be gained by service personnel through the use of a special tool, lock and key, or other means of security, and is controlled by the authority responsible for the location.

Waarschuwing

Dit toestel is bedoeld voor installatie op plaatsen met beperkte toegang. Een plaats met beperkte toegang is een plaats waar toegang slechts door servicepersoneel verkregen kan worden door middel van een speciaal instrument, een slot en sleutel, of een ander veiligheidsmiddel, en welke beheerd wordt door de overheidsinstantie die verantwoordelijk is voor de locatie.

Varoitus

Tämä laite on tarkoitettu asennettavaksi paikkaan, johon pääsy on rajoitettua. Paikka, johon pääsy on rajoitettua, tarkoittaa paikkaa, johon vain huoltohenkilöstö pääsee jonkin erikoistyökalun, lukkoon sopivan avaimen tai jonkin muun turvalaitteen avulla ja joka on paikasta vastuussa olevien toimivaltaisten henkilöiden valvoma.

Attention	Cet appareil est à installer dans des zones d'accès réservé. Ces dernières sont des zones auxquelles seul le personnel de service peut accéder en utilisant un outil spécial, un mécanisme de verrouillage et une clé, ou tout autre moyen de sécurité. L'accès aux zones de sécurité est sous le contrôle de l'autorité responsable de l'emplacement.
Warnung	Diese Einheit ist zur Installation in Bereichen mit beschränktem Zutritt vorgesehen. Ein Bereich mit beschränktem Zutritt ist ein Bereich, zu dem nur Wartungspersonal mit einem Spezialwerkzeugs, Schloß und Schlüssel oder anderer Sicherheitsvorkehrungen Zugang hat, und der von dem für die Anlage zuständigen Gremium kontrolliert wird.
Avvertenza	Questa unità deve essere installata in un'area ad accesso limitato. Un'area ad accesso limitato è un'area accessibile solo a personale di assistenza tramite un'attrezzo speciale, lucchetto, o altri dispositivi di sicurezza, ed è controllata dall'autorità responsabile della zona.
Advarsel	Denne enheten er laget for installasjon i områder med begrenset adgang. Et område med begrenset adgang gir kun adgang til servicepersonale som bruker et spesielt verktøy, lås og nøkkel, eller en annen sikkerhetsanordning, og det kontrolleres av den autoriteten som er ansvarlig for området.
Aviso	Esta unidade foi concebida para instalação em áreas de acesso restrito. Uma área de acesso restrito é uma área à qual apenas tem acesso o pessoal de serviço autorizado, que possua uma ferramenta, chave e fechadura especial, ou qualquer outra forma de segurança. Esta área é controlada pela autoridade responsável pelo local.
¡Advertencia!	Esta unidad ha sido diseñada para instalarse en áreas de acceso restringido. Área de acceso restringido significa un área a la que solamente tiene acceso el personal de servicio mediante la utilización de una herramienta especial, cerradura con llave, o algún otro medio de seguridad, y que está bajo el control de la autoridad responsable del local.
Varning!	Denna enhet är avsedd för installation i områden med begränsat tillträde. Ett område med begränsat tillträde får endast tillträdas av servicepersonal med ett speciellt verktyg, lås och nyckel, eller annan säkerhetsanordning, och kontrolleras av den auktoritet som ansvarar för området.

TN Power Warning



Warning The device is designed to work with TN power systems.

Waarschuwing Het apparaat is ontworpen om te functioneren met TN energiesystemen.

Varoitus Koje on suunniteltu toimimaan TN-sähkövoimajärjestelmien yhteydessä.

Attention Ce dispositif a été conçu pour fonctionner avec des systèmes d'alimentation TN.

Warnung	Das Gerät ist für die Verwendung mit TN-Stromsystemen ausgelegt.
Avvertenza	Il dispositivo è stato progettato per l'uso con sistemi di alimentazione TN.
Advarsel	Utstyret er utfomet til bruk med TN-strømsystemer.
Aviso	O dispositivo foi criado para operar com sistemas de corrente TN.
¡Advertencia!	El equipo está diseñado para trabajar con sistemas de alimentación tipo TN.
Varning!	Enheten är konstruerad för användning tillsammans med elkraftssystem av TN-typ.

Lightning Activity Warning



Warning	Do not work on the system or connect or disconnect cables during periods of lightning activity.
Waarschuwing	Tijdens onweer dat gepaard gaat met bliksem, dient u niet aan het systeem te werken of kabels aan te sluiten of te ontkoppelen.
Varoitus	Älä työskentele järjestelmän parissa äläkä yhdistä tai irrota kaapeleita ukkosilmalla.
Attention	Ne pas travailler sur le système ni brancher ou débrancher les câbles pendant un orage.
Warnung	Arbeiten Sie nicht am System und schließen Sie keine Kabel an bzw. trennen Sie keine ab, wenn es gewittert.
Avvertenza	Non lavorare sul sistema o collegare oppure scollegare i cavi durante un temporale con fulmini.
Advarsel	Utfør aldri arbeid på systemet, eller koble kabler til eller fra systemet når det tordner eller lyner.
Aviso	Não trabalhe no sistema ou ligue e desligue cabos durante períodos de mau tempo (trovoada).
¡Advertencia!	No operar el sistema ni conectar o desconectar cables durante el transcurso de descargas eléctricas en la atmósfera.
Varning!	Vid åska skall du aldrig utföra arbete på systemet eller ansluta eller koppla loss kablar.

Jewelry Removal Warning



Warning

Before working on equipment that is connected to power lines, remove jewelry (including rings, necklaces, and watches). Metal objects will heat up when connected to power and ground and can cause serious burns or weld the metal object to the terminals.

Waarschuwing

Alvorens aan apparatuur te werken die met elektrische leidingen is verbonden, sieraden (inclusief ringen, kettingen en horloges) verwijderen. Metalen voorwerpen worden warm wanneer ze met stroom en aarde zijn verbonden, en kunnen ernstige brandwonden veroorzaken of het metalen voorwerp aan de aansluitklemmen lassen.

Varoitus

Ennen kuin työskentelet voimavirtajohtoihin kytkettyjen laitteiden parissa, ota pois kaikki korut (sormukset, kaulakorut ja kellot mukaan lukien). Metalliesineet kuumentuvat, kun ne ovat yhteydessä sähkövirran ja maan kanssa, ja ne voivat aiheuttaa vakavia palovammoja tai hitsata metalliesineet kiinni liitäntänapoihin.

Attention

Avant d'accéder à cet équipement connecté aux lignes électriques, ôter tout bijou (anneaux, colliers et montres compris). Lorsqu'ils sont branchés à l'alimentation et reliés à la terre, les objets métalliques chauffent, ce qui peut provoquer des blessures graves ou souder l'objet métallique aux bornes.

Warnung

Vor der Arbeit an Geräten, die an das Netz angeschlossen sind, jeglichen Schmuck (einschließlich Ringe, Ketten und Uhren) abnehmen. Metallgegenstände erhitzen sich, wenn sie an das Netz und die Erde angeschlossen werden, und können schwere Verbrennungen verursachen oder an die Anschlußklemmen angeschweißt werden.

Avvertenza

Prima di intervenire su apparecchiature collegate alle linee di alimentazione, togliersi qualsiasi monile (inclusi anelli, collane, braccialetti ed orologi). Gli oggetti metallici si riscaldano quando sono collegati tra punti di alimentazione e massa: possono causare ustioni gravi oppure il metallo può saldarsi ai terminali.

Advarsel

Fjern alle smykker (inkludert ringer, halskjeder og klokker) før du skal arbeide på utstyr som er koblet til kraftledninger. Metallgjenstander som er koblet til kraftledninger og jord blir svært varme og kan forårsake alvorlige brannskader eller smelte fast til polene.

Aviso

Antes de trabalhar em equipamento que esteja ligado a linhas de corrente, retire todas as jóias que estiver a usar (incluindo anéis, fios e relógios). Os objectos metálicos aquecerão em contacto com a corrente e em contacto com a ligação à terra, podendo causar queimaduras graves ou ficarem soldados aos terminais.

- ¡Advertencia! Antes de operar sobre equipos conectados a líneas de alimentación, quitarse las joyas (incluidos anillos, collares y relojes). Los objetos de metal se calientan cuando se conectan a la alimentación y a tierra, lo que puede ocasionar quemaduras graves o que los objetos metálicos queden soldados a los bornes.
- Varning! Tag av alla smycken (inklusive ringar, halsband och armbandsur) innan du arbetar på utrustning som är kopplad till kraftledningar. Metallobjekt hettas upp när de kopplas ihop med ström och jord och kan förorsaka allvarliga brännskador; metallobjekt kan också sammansvetsas med kontaktorna.

SELV Circuit Warning



Warning

To avoid electric shock, do not connect safety extra-low voltage (SELV) circuits to telephone-network voltage (TNV) circuits. LAN ports contain SELV circuits, and WAN ports contain TNV circuits. Some LAN and WAN ports both use RJ-45 connectors. Use caution when connecting cables.

Waarschuwing

Om elektrische schokken te vermijden, mogen veiligheidscircuits met extra lage spanning (genaamd SELV = Safety Extra-Low Voltage) niet met telefoonnetwerkspanning (TNV) circuits verbonden worden. LAN (Lokaal netwerk) poorten bevatten SELV circuits en WAN (Regionaal netwerk) poorten bevatten TNV circuits. Sommige LAN en WAN poorten gebruiken allebei RJ-45 connectors. Ga voorzichtig te werk wanneer u kabels verbindt.

Varoitus

Jotta välttyt sähköiskulta, älä kytke pienjännitteisiä SELV-suojapiirejä puhelinverkkojännitettä (TNV) käyttöviin virtapiireihin. LAN-portit sisältävät SELV-piirejä ja WAN-portit puhelinverkkojännitettä käyttäviä piirejä. Osa sekä LAN-että WAN-porteista käyttää RJ-45-liittimiä. Ole varovainen kytkiessäsi kaapeleita.

Attention

Pour éviter une électrocution, ne raccordez pas les circuits de sécurité basse tension (Safety Extra-Low Voltage ou SELV) à des circuits de tension de réseau téléphonique (Telephone Network Voltage ou TNV). Les ports du réseau local (LAN) contiennent des circuits SELV et les ports du réseau longue distance (WAN) sont munis de circuits TNV. Certains ports LAN et WAN utilisent des connecteurs RJ-45. Raccordez les câbles en prenant toutes les précautions nécessaires.

Warnung

Zur Vermeidung von Elektroschock die Sicherheits-Kleinspannungs-Stromkreise (SELV-Kreise) nicht an Fernsprechnetzzspannungs-Stromkreise (TNV-Kreise) anschließen. LAN-Ports enthalten SELV-Kreise, und WAN-Ports enthalten TNV-Kreise. Einige LAN- und WAN-Ports verwenden auch RJ-45-Steckverbinder. Vorsicht beim Anschließen von Kabeln.

Avvertenza

Per evitare scosse elettriche, non collegare circuiti di sicurezza a tensione molto bassa (SELV) ai circuiti a tensione di rete telefonica (TNV). Le porte LAN contengono circuiti SELV e le porte WAN contengono circuiti TNV. Alcune porte LAN e WAN fanno uso di connettori RJ-45. Fare attenzione quando si collegano cavi.

Advarsel	Unngå å koble lavspenningskretser (SELV) til kretser for telenettspenning (TNV), slik at du unngår elektrisk støt. LAN-utganger inneholder SELV-kretser og WAN-utganger inneholder TNV-kretser. Det finnes både LAN-utganger og WAN-utganger som bruker RJ-45-kontakter. Vær forsiktig når du kobler kabler.
Aviso	Para evitar choques eléctricos, não conecte os circuitos de segurança de baixa tensão (SELV) aos circuitos de tensão de rede telefónica (TNV). As portas LAN contêm circuitos SELV e as portas WAN contêm circuitos TNV. Algumas portas LAN e WAN usam conectores RJ-45. Tenha o devido cuidado ao conectar os cabos.
¡Advertencia!	Para evitar la sacudida eléctrica, no conectar circuitos de seguridad de voltaje muy bajo (safety extra-low voltage = SELV) con circuitos de voltaje de red telefónica (telephone network voltage = TNV). Los puertos de redes de área local (local area network = LAN) contienen circuitos SELV, y los puertos de redes de área extendida (wide area network = WAN) contienen circuitos TNV. En algunos casos, tanto los puertos LAN como los WAN usan conectores RJ-45. Proceda con precaución al conectar los cables.
Varning!	För att undvika elektriska stötar, koppla inte säkerhetskretsar med extra låg spänning (SELV-kretsar) till kretsar med telefonnätspänning (TNV-kretsar). LAN-portar innehåller SELV-kretsar och WAN-portar innehåller TNV-kretsar. Vissa LAN- och WAN-portar är försedda med RJ-45-kontakter. Iaktta försiktighet vid anslutning av kablar.

Hazardous Voltages in WAN Ports



Warning

Hazardous network voltages are present in WAN ports regardless of whether power to the router is OFF or ON. To avoid electric shock, use caution when working near WAN ports. When detaching cables, detach the end away from the router first.

Waarschuwing

Er is gevaarlijke netwerkspanning aanwezig in WAN poorten ongeacht of de stroom naar de router INGESCHAKELD of UITGESCHAKELD is. Om elektrische schokken te vermijden, dient u voorzichtig te werk te gaan wanneer u in de nabijheid van WAN poorten werkt. Wanneer u kabels losmaakt, dient u eerst het uiteinde dat zich het verst van de router vandaan bevindt, te verwijderen.

Varoitus

WAN-porteissa on vaarallisia verkkojännitteitä riippumatta siitä, onko reitittimen virta kytketty vai ei. Välttyäkseksi sähköiskulta ole varovainen työskennellessäsi WAN-porttien lähetyvillä. Kun irrotat kaapeleita, irrota reitittimestä kauempana sijaitseva pää ensiksi.

Attention

Les ports de réseau longue distance (WAN) gèrent des tensions de réseau dangereuses, que le routeur soit sous tension ou pas. Pour éviter tout risque d'électrocution, prenez toutes les précautions nécessaires avant de travailler à proximité des ports WAN. Pour déconnecter les câbles, commencez par débrancher l'extrémité la plus éloignée du routeur.

Warnung	In WAN-Ports sind gefährliche Netzspannungen vorhanden, auch wenn der Strom zum Router abgeschaltet wurde. Zur Vermeidung von Elektroschock Vorsicht bei der Arbeit in der Nähe von WAN-Ports. Beim Abtrennen von Kabeln zuerst das vom Router entfernte Ende lösen.
Avvertenza	Nelle porte WAN sono presenti tensioni di rete pericolose, sia che il router sia acceso o meno (ON od OFF). Per evitare scosse elettriche, fare attenzione quando si lavora in prossimità di porte WAN. Quando si scollegano cavi, staccare per primo il connettore collegato al router.
Advarsel	Det er livsfarlig nettverksspenning i WAN-utganger, uavhengig av om strømmen til fordelingsenheten er slått av (OFF) eller på (ON). Vær forsiktig når du jobber nær WAN-utganger slik at du unngår elektrisk støt. Hvis du skal løsne kabler, må du først løsne den enden som er lengst borte fra fordelingsenheten.
Aviso	Existem sempre tensões de rede perigosas nas portas WAN, independentemente da corrente para o dispositivo repartidor de mensagens estar ligada (ON) ou desligada (OFF). Para evitar choques eléctricos, tenha o devido cuidado ao trabalhar perto das portas WAN. Ao desconectar os cabos, separe primeiro a extremidade que se encontra ligada ao dispositivo repartidor de mensagens.
¡Advertencia!	Hay tensiones de red peligrosas en los puertos de redes de área extendida (WAN), tanto con la alimentación al router conectada como desconectada. Para evitar la sacudida eléctrica, proceda con precaución cuando trabaje en las proximidades de puertos WAN. Para desconectar los cables, desconecte primero el extremo que va al router.
Varning!	Farlig nätverksspänning föreligger i WAN-portarna oavsett om strömförsörjningen till distributören är bruten eller ej. För att undvika elektriska stötar ska du vara försiktig vid arbete i närheten av dessa portar. När du kopplar bort en kabel ska du först koppla bort den ände som inte är ansluten till distributören.

T1/E1 Connection Warning



Warning

The T1/E1 connection is regarded as a source of voltage that should be inaccessible to user contact. Do not attempt to tamper with or open any public telephone operator (PTO)-provided equipment or connection hardware. Any hardwired connection (other than by a nonremovable, connect-one-time-only plug) must be made only by PTO staff or suitably trained engineers.

Waarschuwing

De T1/E1-verbinding wordt beschouwd als een spanningsbron die ontoegankelijk dient te zijn voor gebruikers. Gebruikers dienen geen poging te doen om door de openbare telefoondienst (PTT) verstrekte apparatuur of aansluitingshardware te openen of ermee te knoeien. Alle vastbedrade verbindingen (behalve die verbindingen die gemaakt zijn door een niet-verwijderbare, slechts eenmaal te verbinden stekker) dienen slechts door PTT-personeel of door daartoe opgeleide ingenieurs gemaakt te worden.

- Varoitus** T1/E1-liitäntää pidetään jännitelähteenä, jonka kanssa käyttäjän ei tulisi päästä kosketuksiin. Käyttäjien ei tulisi yrittää peukaloida tai avata laitteita tai liittimiä, jotka kuuluvat yleiselle puhelinlaitokselle (PTO). Ainoastaan yleisen puhelinlaitoksen henkilökunnan tai ammattitaitoisten teknikoiden tulee tehdä kaapeliliitännät (lukuun ottamatta kiinteitä pistokkeita, jotka yhdistetään ainoastaan yhden kerran).
- Attention** La connexion T1/E1 constitue une source de tension qui doit être inaccessible à l'utilisateur. Les utilisateurs ne doivent jamais tenter de modifier ni même d'ouvrir un matériel fourni par une compagnie de téléphone public, ni le matériel de connexion. Toute connexion câblée (autre que celles établies par une prise fixe non démontable) doit être effectuée uniquement par le personnel de la compagnie de téléphone ou par des techniciens proprement qualifiés.
- Warnung** Die T1/E1-Verbindung gilt als eine Spannungsquelle, die dem Anwender unzugänglich sein sollte. Anwender sollten nicht versuchen, sich an der von den Anbietern öffentlicher TK-Dienste gelieferten Ausstattung oder Verbindungs-Hardware zu schaffen zu machen oder sie zu öffnen. Alle festverdrahteten Verbindungen (mit Ausnahme der Verbindungen mit einem nicht abnehmbaren, nur einmal anzuschließenden Stecker) sind von Mitarbeitern des TK-Anbieters oder von entsprechend geschulten Technikern herzustellen.
- Avvertenza** Il collegamento T1/E1 viene considerato come una fonte di tensione che dovrebbe essere inaccessibile al contatto dell'utente. Gli utenti non devono né manomettere né provare ad aprire le apparecchiature o i dispositivi di collegamento forniti dalla società telefonica. Qualsiasi collegamento cablato (ad eccezione di una spina non rimovibile, da installare una sola volta) deve essere eseguito esclusivamente da un dipendente della società telefonica o da tecnici specializzati.
- Advarsel** T1/E1-koblingen betraktes som en spenningskilde som bør være utilgjengelig for brukeren. Prøv ikke å klusse med eller åpne utstyr eller tilkoblingsmateriale som er utstyrt av Telenor. Eventuelle faste installasjoner (bortsett fra koblinger som er foretatt med et støpsel for engangsbruk og som ikke kan fjernes) må kun utføres av Telenor-montører eller ingeniører med egnet opplæring.
- Aviso** A conexão T1/E1 é tida como uma fonte de tensão que deverá ser inacessível ao utilizador. Os utilizadores não deverão tentar violar qualquer equipamento ou conexão de serviço telefónico público. Qualquer conexão de rede de fios (para além daquela estabelecida por uma ficha não-removível de ligação única), deverá apenas ser efectuada por pessoal dos serviços telefónicos ou engenheiros devidamente treinados.

- ¡Advertencia!** La conexión al circuito T1/E1 se considera como una fuente de voltaje con la cual el usuario no debe entrar en contacto. Los usuarios deberán evitar manipular indebidamente, o abrir, los equipos o hardware de conexión proporcionados por cualquier compañía operadora de la red pública de telefonía. Las conexiones de cable rígido que sean necesarias (excepto las de clavija no desmontable de un sólo uso) deberán ser realizadas exclusivamente por personal de la entidad operadora de la red pública de telefonía, o por personal técnico adecuadamente capacitado.
- Varning!** T1/E1-anlutningen betraktas som en spänningskälla och bör inte vara åtkomlig för användaren. Användare får inte manipulera eller söka öppna utrustning eller anslutningsdon som tillhandahållits av telefonbolag (PTO-produkter). Anslutning av ledningar (med undantag av en icke löstagbar propp för engångsanslutning) får endast utföras av PTO-anställda eller lämpligt utbildade tekniker.

Product Disposal Warning



Warning

Ultimate disposal of this product should be handled according to all national laws and regulations.

Waarschuwing

Het uiteindelijke wegruimen van dit product dient te geschieden in overeenstemming met alle nationale wetten en reglementen.

Varoitus

Tämä tuote on hävitettävä kansallisten lakien ja määräysten mukaisesti.

Attention

La mise au rebut ou le recyclage de ce produit sont généralement soumis à des lois et/ou directives de respect de l'environnement. Renseignez-vous auprès de l'organisme compétent.

Warnung

Die Entsorgung dieses Produkts sollte gemäß allen Bestimmungen und Gesetzen des Landes erfolgen.

Avvertenza

Lo smaltimento di questo prodotto deve essere eseguito secondo le leggi e regolazioni locali.

Advarsel

Endelig kassering av dette produktet skal være i henhold til alle relevante nasjonale lover og bestemmelser.

Aviso

Deitar fora este produto em conformidade com todas as leis e regulamentos nacionais.

¡Advertencia!

Al deshacerse por completo de este producto debe seguir todas las leyes y reglamentos nacionales.

Varning!

Vid deponering hanteras produkten enligt gällande lagar och bestämmelser.

Installation Warnings

Read the Installation Instructions



Warning	Read the installation instructions before you connect the system to its power source.
Waarschuwing	Raadpleeg de installatie-aanwijzingen voordat u het systeem met de voeding verbindt.
Varoitus	Lue asennusohjeet ennen järjestelmän yhdistämistä virtälähteeseen.
Attention	Avant de brancher le système sur la source d'alimentation, consulter les directives d'installation.
Warnung	Lesen Sie die Installationsanweisungen, bevor Sie das System an die Stromquelle anschließen.
Avvertenza	Consultare le istruzioni di installazione prima di collegare il sistema all'alimentatore.
Advarsel	Les installasjonsinstruksjonene før systemet kobles til strømkilden.
Aviso	Leia as instruções de instalação antes de ligar o sistema à sua fonte de energia.
¡Advertencia!	Ver las instrucciones de instalación antes de conectar el sistema a la red de alimentación.
Varning!	Läs installationsanvisningarna innan du kopplar systemet till dess strömförsörjningsenhet.

Power Disconnection Warning



Warning	Before working on a system that has an on/off switch, turn OFF the power and unplug the power cord.
Waarschuwing	Voordat u aan een systeem werkt dat een aan/uit schakelaar heeft, dient u de stroomvoorziening UIT te schakelen en de stekker van het netsnoer uit het stopcontact te halen.
Varoitus	Ennen kuin teet mitään sellaiselle järjestelmälle, jossa on kaksiasentokytkin, katkaise siitä virta ja kytke virtajohto irti.
Attention	Avant de travailler sur un système équipé d'un commutateur marche-arrêt, mettre l'appareil à l'arrêt (OFF) et débrancher le cordon d'alimentation.

Warnung	Bevor Sie an einem System mit Ein/Aus-Schalter arbeiten, schalten Sie das System AUS und ziehen das Netzkabel aus der Steckdose.
Avvertenza	Prima di lavorare su un sistema dotato di un interruttore on/off, spegnere (OFF) il sistema e staccare il cavo dell'alimentazione.
Advarsel	Slå AV strømmen og trekk ut strømledningen før det utføres arbeid på et system som er utstyrt med en av/på-bryter.
Aviso	Antes de começar a trabalhar num sistema que tem um interruptor on/off, DESLIGUE a corrente eléctrica e retire o cabo de alimentação da tomada.
¡Advertencia!	Antes de utilizar cualquier sistema equipado con interruptor de Encendido/Apagado (ON/OFF), cortar la alimentación y desenchufar el cable de alimentación.
Varning!	Slå AV strømmen och dra ur nätsladden innan du utför arbete på ett system med strömbrytare.

Grounded Equipment Warning



Warning	This equipment is intended to be grounded. Ensure that the host is connected to earth ground during normal use.
Waarschuwing	Deze apparatuur hoort geaard te worden. Zorg dat de host-computer tijdens normaal gebruik met aarde is verbonden.
Varoitus	Tämä laitteisto on tarkoitettu maadoitettavaksi. Varmista, että isäntälaitte on yhdistetty maahan normaalikäytön aikana.
Attention	Cet équipement doit être relié à la terre. S'assurer que l'appareil hôte est relié à la terre lors de l'utilisation normale.
Warnung	Dieses Gerät muß geerdet werden. Stellen Sie sicher, daß das Host-Gerät während des normalen Betriebs an Erde gelegt ist.
Avvertenza	Questa apparecchiatura deve essere collegata a massa. Accertarsi che il dispositivo host sia collegato alla massa di terra durante il normale utilizzo.
Advarsel	Dette utstyret skal jordes. Forviss deg om vertsterminalen er jordet ved normalt bruk.
Aviso	Este equipamento deverá estar ligado à terra. Certifique-se que o host se encontra ligado à terra durante a sua utilização normal.

¡Advertencia! Este equipo debe conectarse a tierra. Asegurarse de que el equipo principal esté conectado a tierra durante el uso normal.

Varning! Denna utrustning är avsedd att jordas. Se till att värdenheten är jordad vid normal användning.

Ground Conductor Warning



Warning

Never defeat the ground conductor or operate the equipment in the absence of a suitably installed ground conductor. Contact the appropriate electrical inspection authority or an electrician if you are uncertain that suitable grounding is available.

Waarschuwing

De aardingsleiding mag nooit buiten werking gesteld worden en de apparatuur mag nooit bediend worden zonder dat er een op de juiste wijze geïnstalleerde aardingsleiding aanwezig is. Neem contact op met de bevoegde instantie voor elektrische inspecties of met een elektricien als u er niet zeker van bent dat er voor passende aarding gezorgd is.

Varoitus

Älä koskaan ohita maajohdinta tai käytä laitteita ilman oikein asennettua maajohdinta. Ota yhteyttä asianmukaiseen sähkötarkastusviranomaiseen tai sähköasentajaan, jos olet epävarma maadoituksen sopivuudesta.

Attention

Ne jamais rendre inopérant le conducteur de masse ni utiliser l'équipement sans un conducteur de masse adéquatement installé. En cas de doute sur la mise à la masse appropriée disponible, s'adresser à l'organisme responsable de la sécurité électrique ou à un électricien.

Warnung

Auf keinen Fall den Erdungsleiter unwirksam machen oder das Gerät ohne einen sachgerecht installierten Erdungsleiter verwenden. Wenn Sie sich nicht sicher sind, ob eine sachgerechte Erdung vorhanden ist, wenden Sie sich an den zuständigen elektrischen Fachmann oder einen Elektriker.

Avvertenza

Non escludere mai il conduttore di protezione né usare l'apparecchiatura in assenza di un conduttore di protezione installato in modo corretto. Se non si sa con certezza che è disponibile un collegamento di messa a terra adeguato, esaminare le Norme CEI pertinenti o rivolgersi a un elettricista qualificato.

Advarsel

Omgå aldri jordingslederen og bruk aldri utstyret uten riktig montert jordingsleder. Ta kontakt med det riktige organet for elektrisk inspeksjon eller en elektriker hvis du er usikker på om det finnes velegnet jording.

Aviso

Nunca anule o condutor à terra nem opere o equipamento sem ter um condutor à terra adequadamente instalado. Em caso de dúvida em relação ao sistema de ligação à terra, contacte os serviços locais de inspeção eléctrica ou um electricista qualificado.

- ¡Advertencia! No inhabilitar nunca el conductor de tierra ni hacer funcionar el equipo si no existe un conductor de tierra instalado correctamente. Póngase en contacto con una autoridad apropiada de inspección eléctrica o con un electricista competente si no está seguro de que hay una conexión a tierra adecuada.
- Varning! Koppla aldrig från jordledningen och använd aldrig utrustningen utan en på lämpligt sätt installerad jordledning. Om det föreligger osäkerhet huruvida lämplig jordning finns skall elektrisk besiktningsauktoritet eller elektriker kontaktas.

AC Power Supply Warnings

Circuit Breaker (15A) Warning



Warning

This product relies on the building's installation for short-circuit (overcurrent) protection. Ensure that a fuse or circuit breaker no larger than 120 VAC, 15A U.S. (240 VAC, 10A international) is used on the phase conductors (all current-carrying conductors).

Waarschuwing

Dit produkt is afhankelijk van de installatie van het gebouw voor kortsluit-(overstroom) beveiliging. Controleer of er een zekering of stroomverbreker van niet meer dan 120 Volt wisselstroom, 15 A voor de V.S. (240 Volt wisselstroom, 10 A internationaal) gebruikt wordt op de fasegeleiders (alle geleiders die stroom voeren).

Varoitus

Tämä tuote on riippuvainen rakennukseen asennetusta oikosulkusuojausksesta (ylivirtasuojauksesta). Varmista, että vaihevirtajohtimissa (kaikissa virroitetuissa johtimissa) käytetään Yhdysvalloissa alle 120 voltin, 15 ampeerin ja monissa muissa maissa 240 voltin, 10 ampeerin sulaketta tai suojakytkintä.

Attention

Pour ce qui est de la protection contre les courts-circuits (surtension), ce produit dépend de l'installation électrique du local. Vérifier qu'un fusible ou qu'un disjoncteur de 120 V alt., 15 A U.S. maximum (240 V alt., 10 A international) est utilisé sur les conducteurs de phase (conducteurs de charge).

Warnung

Dieses Produkt ist darauf angewiesen, daß im Gebäude ein Kurzschluß- bzw. Überstromschutz installiert ist. Stellen Sie sicher, daß eine Sicherung oder ein Unterbrecher von nicht mehr als 240 V Wechselstrom, 10 A (bzw. in den USA 120 V Wechselstrom, 15 A) an den Phasenleitern (allen stromführenden Leitern) verwendet wird.

Avvertenza

Questo prodotto dipende dall'installazione dell'edificio per quanto riguarda la protezione contro cortocircuiti (sovracorrente). Verificare che un fusibile o interruttore automatico, non superiore a 120 VCA, 15 A U.S. (240 VCA, 10 A internazionale) sia stato usato nei fili di fase (tutti i conduttori portatori di corrente).

Advarsel	Dette produktet er avhengig av bygningens installasjoner av kortslutningsbeskyttelse (overstrøm). Kontroller at det brukes en sikring eller strømbryter som ikke er større enn 120 VAC, 15 A (USA) (240 VAC, 10 A internasjonalt) på faselederne (alle strømførende ledere).
Aviso	Este produto depende das instalações existentes para protecção contra curto-circuito (sobrecarga). Assegure-se de que um fusível ou disjuntor não superior a 240 VAC, 10A é utilizado nos condutores de fase (todos os condutores de transporte de corrente).
¡Advertencia!	Este equipo utiliza el sistema de protección contra cortocircuitos (o sobrecorrientes) del propio edificio. Asegurarse de que se utiliza un fusible o interruptor automático de no más de 240 voltios en corriente alterna (VAC), 10 amperios del estándar internacional (120 VAC, 15 amperios del estándar USA) en los hilos de fase (todos aquellos portadores de corriente).
Varning!	Denna produkt är beroende av i byggnaden installerat kortslutningsskydd (överströmsskydd). Kontrollera att säkring eller överspänningsskydd används på fasledarna (samtliga strömförande ledare) för internationellt bruk max. 240 V växelström, 10 A (i USA max. 120 V växelström, 15 A).

Obtaining Documentation

The following sections provide sources for obtaining documentation from Cisco Systems.

World Wide Web

You can access the most current Cisco documentation on the World Wide Web at the following sites:

- <http://www.cisco.com>
- <http://www-china.cisco.com>
- <http://www-europe.cisco.com>

Documentation CD-ROM

Cisco documentation and additional literature are available in a CD-ROM package, which ships with your product. The Documentation CD-ROM is updated monthly and may be more current than printed documentation. The CD-ROM package is available as a single unit or as an annual subscription.

Ordering Documentation

Cisco documentation is available in the following ways:

- Registered Cisco Direct Customers can order Cisco Product documentation from the Networking Products MarketPlace:
http://www.cisco.com/cgi-bin/order/order_root.pl

- Registered Cisco.com users can order the Documentation CD-ROM through the online Subscription Store:
<http://www.cisco.com/go/subscription>
- Nonregistered Cisco.com users can order documentation through a local account representative by calling Cisco corporate headquarters (California, USA) at 408 526-7208 or, in North America, by calling 800 553-NETS(6387).

Documentation Feedback

If you are reading Cisco product documentation on the World Wide Web, you can submit technical comments electronically. Click **Feedback** in the toolbar and select **Documentation**. After you complete the form, click **Submit** to send it to Cisco.

You can e-mail your comments to bug-doc@cisco.com.

To submit your comments by mail, use the response card behind the front cover of your document, or write to the following address:

Attn Document Resource Connection
Cisco Systems, Inc.
170 West Tasman Drive
San Jose, CA 95134-9883

We appreciate your comments.

Obtaining Technical Assistance

Cisco provides Cisco.com as a starting point for all technical assistance. Customers and partners can obtain documentation, troubleshooting tips, and sample configurations from online tools. For Cisco.com registered users, additional troubleshooting tools are available from the TAC website.

Cisco.com

Cisco.com is the foundation of a suite of interactive, networked services that provides immediate, open access to Cisco information and resources at anytime, from anywhere in the world. This highly integrated Internet application is a powerful, easy-to-use tool for doing business with Cisco.

Cisco.com provides a broad range of features and services to help customers and partners streamline business processes and improve productivity. Through Cisco.com, you can find information about Cisco and our networking solutions, services, and programs. In addition, you can resolve technical issues with online technical support, download and test software packages, and order Cisco learning materials and merchandise. Valuable online skill assessment, training, and certification programs are also available.

Customers and partners can self-register on Cisco.com to obtain additional personalized information and services. Registered users can order products, check on the status of an order, access technical support, and view benefits specific to their relationships with Cisco.

To access Cisco.com, go to the following website:

<http://www.cisco.com>

Technical Assistance Center

The Cisco TAC website is available to all customers who need technical assistance with a Cisco product or technology that is under warranty or covered by a maintenance contract.

Contacting TAC by Using the Cisco TAC Website

If you have a priority level 3 (P3) or priority level 4 (P4) problem, contact TAC by going to the TAC website:

<http://www.cisco.com/tac>

P3 and P4 level problems are defined as follows:

- P3—Your network performance is degraded. Network functionality is noticeably impaired, but most business operations continue.
- P4—You need information or assistance on Cisco product capabilities, product installation, or basic product configuration.

In each of the above cases, use the Cisco TAC website to quickly find answers to your questions.

To register for Cisco.com, go to the following website:

<http://www.cisco.com/register/>

If you cannot resolve your technical issue by using the TAC online resources, Cisco.com registered users can open a case online by using the TAC Case Open tool at the following website:

<http://www.cisco.com/tac/caseopen>

Contacting TAC by Telephone

If you have a priority level 1 (P1) or priority level 2 (P2) problem, contact TAC by telephone and immediately open a case. To obtain a directory of toll-free numbers for your country, go to the following website:

<http://www.cisco.com/warp/public/687/Directory/DirTAC.shtml>

P1 and P2 level problems are defined as follows:

- P1—Your production network is down, causing a critical impact to business operations if service is not restored quickly. No workaround is available.
- P2—Your production network is severely degraded, affecting significant aspects of your business operations. No workaround is available.

CCIP, the Cisco *Powered* Network mark, the Cisco Systems Verified logo, Cisco Unity, Fast Step, Follow Me Browsing, FormShare, Internet Quotient, iQ Breakthrough, iQ Expertise, iQ FastTrack, the iQ Logo, iQ Net Readiness Scorecard, Networking Academy, ScriptShare, SMARTnet, TransPath, and Voice LAN are trademarks of Cisco Systems, Inc.; Changing the Way We Work, Live, Play, and Learn, Discover All That's Possible, The Fastest Way to Increase Your Internet Quotient, and iQuick Study are service marks of Cisco Systems, Inc.; and Aironet, ASIST, BPX, Catalyst, CCDA, CCDP, CCIE, CCNA, CCNP, Cisco, the Cisco Certified Internetwork Expert logo, Cisco IOS, the Cisco IOS logo, Cisco Press, Cisco Systems, Cisco Systems Capital, the Cisco Systems logo, Empowering the Internet Generation, Enterprise/Solver, EtherChannel, EtherSwitch, GigaStack, IOS, IP/TV, LightStream, MICA, the Networkers logo, Network Registrar, *Packet*, PIX, Post-Routing, Pre-Routing, RateMUX, Registrar, SlideCast, StrataView Plus, Stratm, SwitchProbe, TeleRouter, and VCO are registered trademarks of Cisco Systems, Inc. and/or its affiliates in the U.S. and certain other countries.

All other trademarks mentioned in this document or Web site are the property of their respective owners. The use of the word partner does not imply a partnership relationship between Cisco and any other company. (0201R)

Copyright © 2000 - 2002, Cisco Systems, Inc.
All rights reserved.